



Dental Lab Micromotor





JD5500

35000RPM Speed adjustable

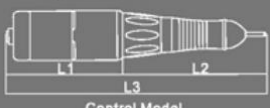
Carbon Brush Micromotor.

R.P.M can be controlled by hand or Foot/knee using Hand/foot Pedal.

No noise, vibration or heat after long hours of operation, ensuring smooth operation.

Standard accessory: Micromotor Handpiece, control box, Foot pedal

No.	Voltage	Cycle	Electric Power	Weight	Dimension
JD5500	AC110V/220-2 40V	50-60Hz	DC30V 42VA	2100g	75(W) x190(D) x170(H)mm

Catalog No. JDS32  Control Model	NONLOAD R.P.M	DIMENSION			WEIGHT
		L1 (mm)	L2 (mm)	L3 (mm)	
	35,000.Max	65	80	145	230g



JD7500

Variable speed control by hand dial or foot pedal

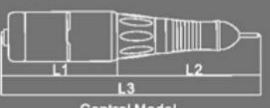
Round Cradle for handpiece mounted inside controller

No heat after long hours of operation by effective electrical design.

Automatic safety overload protection system

Standard accessory: Micromotor Handpiece, control box, Foot pedal

No.	Voltage	Cycle	Electric Power	Weight	Dimension
JD7500	AC110V/220-2 40V	50-60Hz	DC30V 42VA	1800g	130(W) x140(D) x80(H)mm

Catalog No. JDS32  Control Model	NONLOAD R.P.M	DIMENSION			WEIGHT
		L1 (mm)	L2 (mm)	L3 (mm)	
	35,000.Max	65	80	145	230g



JD8500

35000RPM Speed adjustable


Carbon Brush Micromotor.

Variable speed control by hand dial or foot pedal

Automatic safety overload protection system

Standard accessory: Micromotor Handpiece, control box, Foot pedal

No.	Voltage	Cycle	Electric Power	Weight	Dimension
JD8500	AC110V/220-240V	50-60Hz	DC30V 42VA	1250g	175(W) x120(D) x80(H)mm

Catalog No. JDS32  Control Model	NONLOAD R.P.M	DIMENSION			WEIGHT
		L1 (mm)	L2 (mm)	L3 (mm)	
	35,000.Max	65	80	145	230g



90-102

Speed: Max.35,000rpm

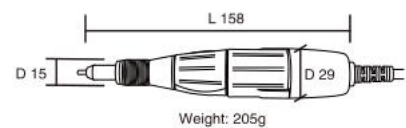
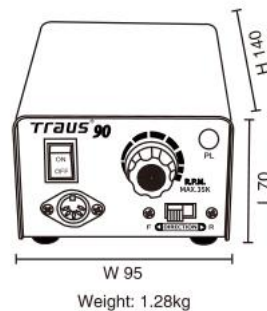
Output: 65W

Torque: 2.8N.cm

ON/OFF foot pedal

Right & left turning direction

Automatic overload protection function





TRAUS 102L HP

204-102L

Speed: Max.35,000rpm

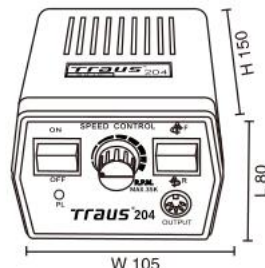
Output: 65W

Torque: 2.8N.cm

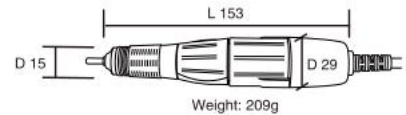
ON/OFF foot pedal

Right & left turning direction

Automatic overload protection function



Weight: 1.06kg



Weight: 209g



RENHE 505D HP

RENHE 505D (45K)

Speed: Max.45,000rpm

Output: 90W

Torque: 4.2N.cm

Digital display speed

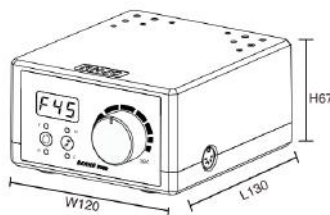
Speed control system

Speed or ON/OFF foot pedal

Right & left turning direction

Automatic stop system for overload

Fault warning function

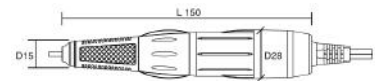
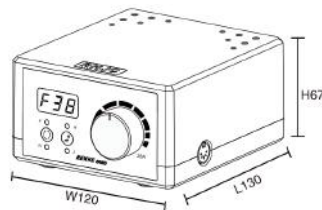


Weight: 270g



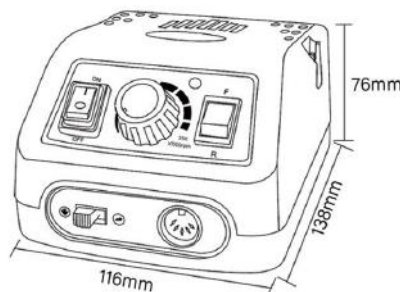
RENHE 505D HP

RENHE 505D (38K)
 Speed: Max.38,000rpm
 Output: 80W
 Torque: 3.2N.cm
 Digital display speed
 Speed control system
 Speed or ON/OFF foot pedal
 Right & left turning direction
 Automatic stop system for overload
 Fault warning function



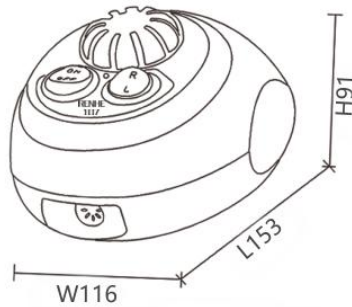
RENHE 315 HP

RENHE 315
 Speed: Max.35,000rpm
 Output: 70W
 Torque: 3.0N.cm
 Speed control system
 Speed or ON/OFF foot pedal
 Right & left turning direction
 Automatic stop system for overload
 Brake Function

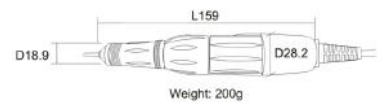




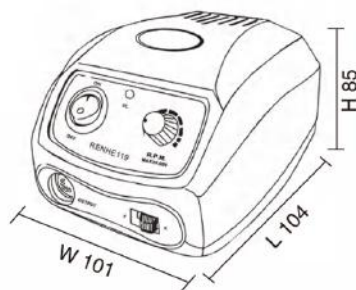
RENHE 107-119HP
 Speed: Max.35,000rpm
 Output: 65W
 Torque: 2.8N.cm
 ON/OFF foot pedal
 Right & left turning direction
 Automatic stop system for overload
 Ergonomic Design



Weight: 950g

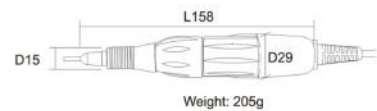


RENHE 119/119S
 Speed: Max.45,000rpm
 Output: 90W
 Torque: 4.2N.cm
 Digital display speed
 Speed control system
 Speed or ON/OFF foot pedal
 Right & left turning direction
 Automatic stop system for overload
 Fault warning function

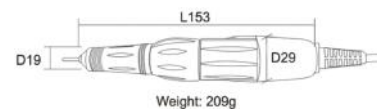


Weight: 0.97kg

RENHE119S HP



RENHE119 HP





RENHE 35EI-TYPE

Optional handle



RENHE 35E-TYPE

RENHE 119-35E/35EI

Speed: Max.35,000rpm

Output: 65W

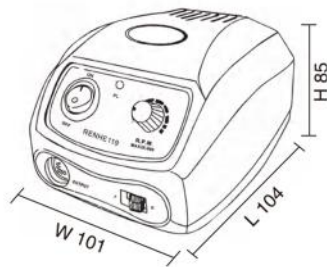
Torque: 2.8N.cm

Speed control system

Speed or ON/OFF foot pedal

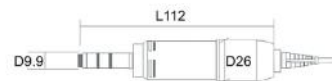
Right & left turning ability

RENHE35E or RENHE35EI handpiece available



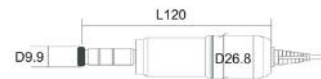
Weight: 0.97kg

RENHE35E HP



Weight: 138g

RENHE35EI HP



Weight: 140g



PRIME SENSE A7 HP

PRIME SENSE A7

BLDC Motor

Speed: Max.55,000rpm

Output: 240W

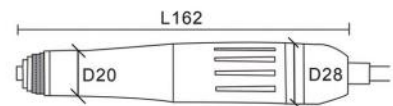
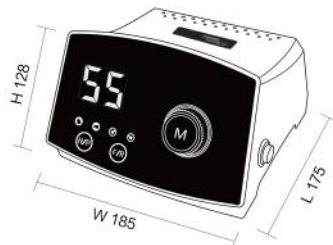
Torque: 8.5N.cm

Hand/Foot speed control system

Self-diagnosis. (Error Display)

Right & Left turning direction

Automatic stop system for overload

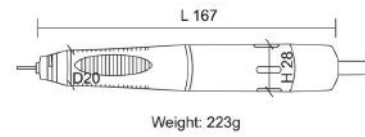
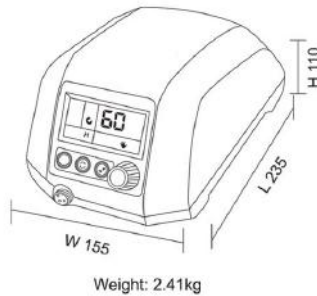


Weight: 204g



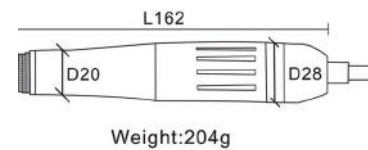
PRIME 926 HP

PRIME 926
 BL DC Motor
 Speed: Max.60,000rpm
 Output: 250W
 Torque: 9.2N.cm
 Large LCD display
 Hand/Foot speed control system
 Variable Max. speed system
 (60,000rpm or 40,000rpm)
 Self-diagnosis (Error Display)



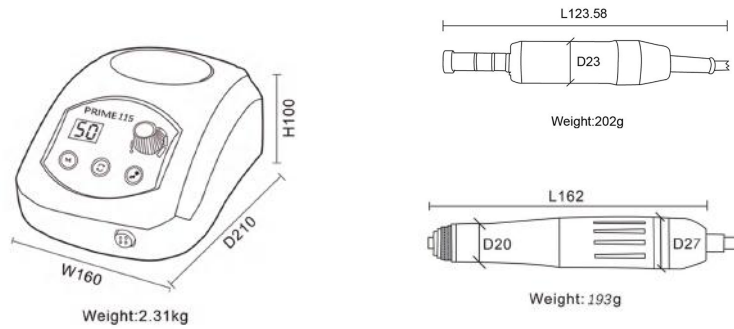
PRIME 407 HP

PRIME 407
 BLDC Motor
 Speed: Max.50,000rpm
 Output: 230W
 Torque: 8.0N.cm
 Hand/Foot speed control system
 Self-diagnosis (Error Display)
 Right & Left turning direction
 Automatic stop system for overload

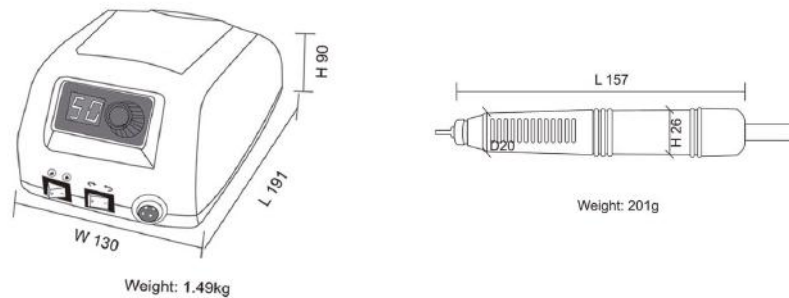




PRIME 115
 BLDC Motor
 Speed: Max.50,000rpm
 Output: 210W
 Torque: 7.2N.cm
 Hand/Foot speed control system
 Self-diagnosis. (Error Display)
 Right & Left turning direction
 Automatic stop system for overload

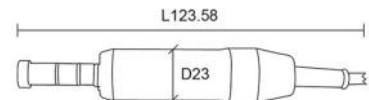
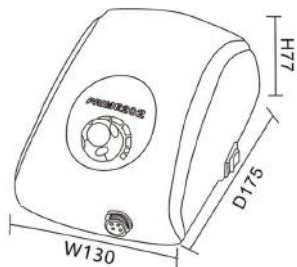


PRIME 221
 BLDC Motor
 Speed: Max.50,000rpm
 Output: 120W
 Torque: 5.8N.cm
 Hand/Foot speed control system
 Self-diagnosis. (Error Display)
 Right & Left turning direction





PRIME 202
 BLDC Motor
 Speed: Max.50,000rpm
 Output: 100W
 Torque: 4.8N.cm
 Hand/Foot speed control system
 Right & Left turning direction
 Automatic stop system for overload



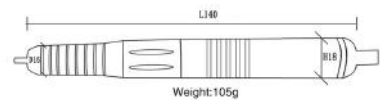
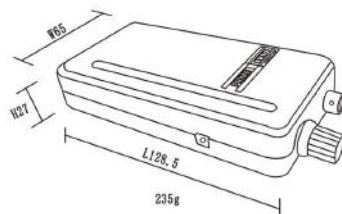
Weight:202g



Weight:215g



PRIME1210/1210E
 Portable
 BL .DC Motor
 Speed:Max.30,000rpm
 Over 20 hours operation
 Charging time: 3 hours
 Battery type: 2600mAh 12V input
 Right & Left turning direction
 Automatic stop system for overload





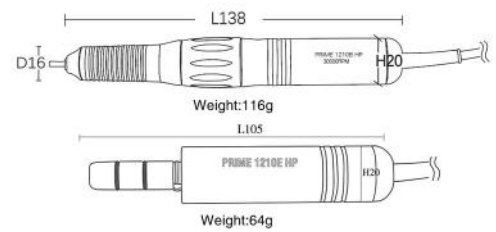
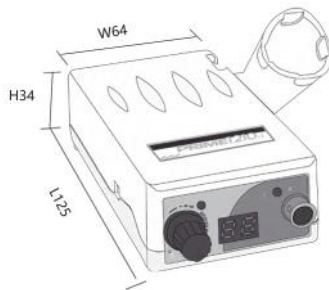
PRIME 1210B HP

Optional handle



PRIME 1210E-TYPE

PRIME1210D
Portable
BL .DC Motor
Speed:Max.35,000rpm
Over 20 hours operation
Charging time: 3 hours
Battery type: 2600mAh 12V input
Right & Left turning direction
Automatic stop system for overload
Ergonomic Design





Handpiece

Brushless



PRIME 926 HP



PRIME SENSE A7 HP



PRIME 115 HP



PRIME 407 HP



PRIME 202 HP



PRIME 221 HP



PRIME 1210B HP



PRIME 1210 HP

Brush Motor



RENHE 119S HP



RENHE 119 HP



RENHE 315 HP



RENHE 120MT

E Motor



RENHE 35E



PRIME 50EI



PRIME 1210E



TRAUS 108EI



TRAUS 108E

Integrity. Professional. Service



<https://www.umgroupen.com>

Tangshan UMG Medical Instrument Co., Ltd.

ADD: Wushe Annex Building, 103 Jianshe Road, Lubei District, Tangshan City,
Hebei Province, China

TEL: +86-315-6314398 +86-186-33395498

FAX: +86-315-6314577